



**Zimmerman Metals Inc.**  
*Over 60 Years of Quality Workmanship and Service*

201 East 58th Avenue, Denver, Colo. 80216 / 303-294-0180 / FAX 303-292-5013  
 800-247-4202 email: brucep@zimmerman-metals.com

**STANDARD EQUIPMENT**

**PANEL FORMING MACHINE** - 12 forming stations, independent drive system, 304 stainless steel forming rollers, powder coated paint finishes, heavy duty welded tubular steel frame, lifetime sealed bearings.

**PANEL CURVING MACHINE** - 4140 heat treated and hard chrome plated pumpkin and side crimp rollers, 304 stainless steel guide rollers, powder coated paint finishes, heavy duty welded tubular steel frame.

**TRAILER** - Heavy duty tandem axle with electric brakes, 18,000 lb. (8,163 kg) capacity, tool and spare tire storage in rear of trailer, one spare tire & wheel, collapsible tongue for shipping in 20 ft. sea container.

**GASOLINE ENGINE** - 24 horsepower, electric start.

**HYDRAULIC DRIVE & CONTROL SYSTEM**

**RUN-OUT TABLE SYSTEM** - Adjustable extension legs, 100 ft. (30.5 M) straight panel tables, 100 ft. (30.5 M) curved panel tables, trailer mounted storage rack for transporting tables.

**LIFTING EQUIPMENT** - one 18 ft. 6 in. (5.6 M) long spreader bar lifting device complete with lifting eye, cables, threaded pin clevises, and special brackets for attachment to curved panels.

**COIL RACK WITH EXPANDABLE ARBOR** - 5,000 lb. (2,267 kg.) capacity with friction type brake.

**SEAMING MACHINES** - 2 each, 120 volt AC (240 volt AC available on request) seaming machines for attaching both straight and curved panels, and 1 each hand seamer.

- COIL -

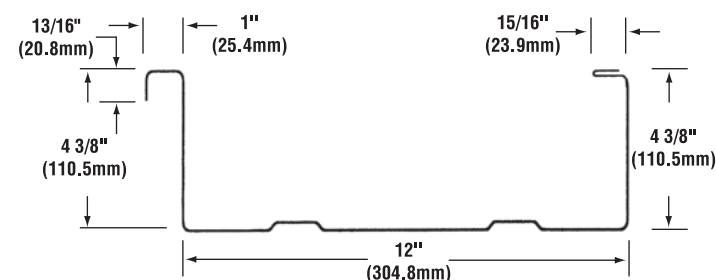
23 3/4" (603mm) wide x .029" (0.7mm) through .040" (1.0mm) thick

- TRAILER -

23 ft. 5 in. (7.15 M) long x 7 ft. 6 in. (2.29 M) wide x 7 ft. 9 in. (2.36 M) high

- WEIGHT -


14,500 lbs. (6,576 kg) with all of the above equipment.



Panel Profile

*Zimmerman Metals Inc.*

**ARCH BUILDING MACHINE**  
**QUICK SPAN**






# QUICK SPAN

## MBS-12

### MOBILE BUILDING SYSTEM



## QUICK SPAN ON-SITE CONSTRUCTION

The Quick Span system has been described as "The Fastest Building System in the World"

Material arrives on the job site in 3000-5000 pound coils. The machine is set up and adjusted to the correct radius for the building to be erected. The panels are formed through both the straight panel machine and the curving machine at the same time. Curved panel sections are set in place as the next set is being assembled. Each set of arches are seamed to each other by running the seamer over the building. When all the arches are set, straight panels are used to erect the end walls. After end walls are completed, the end cap arch is set in place. Concrete forms are placed, and the concrete is poured around the base of the building to complete the building process. The compact design allows for shipping the fully self contained machine in a 20 foot sea container.




Five curved arches are seamed together on the ground, and set in place on the foundation steel.



First group of arches are tied off to hanger brackets, plumbed and squared, and welded in place.



Next set of arches are nested over the first set, seamed together and welded to the foundation steel.



Straight panels are cut for the endwalls and seamed together in place.



Door and window frames are installed as the end walls are being erected.



After all panels are welded or fastened to the foundation steel, the end cap is set, and concrete is poured.